

Opinion

In our opinion and to the best of our information and according to the explanations given to us, the financial statements give the information required by the Act in the manner so required and give a true and fair view in conformity with the accounting principles generally accepted in India:

- (a) in the case of the Balance Sheet, of the state of affairs of the Society as at 31st March, 2017;
- (b) in the case of the Statement of Income and Expenditure, of the Profit of the Society for the year ended on that date.

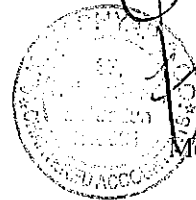
Report on Other Legal and Regulatory Requirements

I. We report that:

- (a) We have obtained all the information and explanations which to the best of our knowledge and belief were necessary for the purposes of our audit.
- (b) In our opinion, proper books of account as required by law have been kept by the Society so far as it appears from our examination of those books.
- (c) The Balance Sheet, Statement of Income & Expenditure, dealt with by this Report are in agreement with the books of account.
- (d) In our opinion, the Balance Sheet, Statement of Income & Expenditure, comply with the Accounting Standards.

Place: DEHRADUN
Date: 28.10.2017

FOR A.K. KASHYAP & CO.
Firm Registration No: 000101C



(RAJAN MALIK)
Membership No:075103

NATIONAL CENTRE FOR GOOD GOVERNANCE (CONSOLIDATED)
BALANCE SHEET AS ON 31ST MARCH 2017

LIABILITIES	AMOUNT	T.AMOUNT	ASSETS	AMOUNT	T.AMOUNT
<u>CAPITAL FUND</u> (As per Annexure "A")		29,464,777	<u>FIXED ASSETS</u> (As per Annexure "E")		3,534,207
<u>OTHER FUNDS</u> (As per Annexure "B")		64,065,420	<u>INVESTMENTS</u> FDR' including Interest thereon		49,483,952
<u>BALANCES OF OTHER PROJECTS</u> (As per Annexure "C")		15,992,589	<u>CURRENT ASSETS LOANS & ADVANCES</u> (As per Annexure "F")		70,525,042
<u>CURRENT LIABILITIES & PROVISIONS</u> (As per Annexure "D")		14,020,414			
TOTAL		123,543,200	TOTAL		123,543,201


(0)

AUDITORS REPORT

In terms of our separate Report of even date annexed

FOR A. K KASHYAP & CO.
CHARTERED ACCOUNTANTS

(RAJAN MALIK)
F.C.A., PARTNER
M. NO.. 075103



PLACE : DEHRADUN
DATED: 28.10.2017

NATIONAL CENTRE FOR GOOD GOVERNANCE (CONSOLIDATED)
INCOME AND EXPENDITURE ACCOUNT FOR THE YEAR ENDING ON 31ST MARCH 2017

EXPENDITURE	AMOUNT	T.AMOUNT	INCOME	AMOUNT	T.AMOUNT
Employees			Received from Government of India	50,000,000	
Auditors fees/ Professional Fees	97,732		Saving Bank Interest	2,170,387	
Boarding & Lodging Expense	74,029		Interest On FDR's	4,905,868	
Salaries	26,177,284		Collection from Overheads	277,935	57,354,190
Employers Contribution to PF	940,365				
Office Expenses	3,488,154				
Workshop Expenses	1,895,280				
Newspaper, Journals & Priodicals	45,691				
Medical Expenses\ Doctor Fees	861,931				
Water Charges	38,373				
Electricity Expenses	147,341				
Event\Seminars Expenses	50,000				
Telephone Expenses	40,919				
Cost of Running Vehicles	145,921				
R. or & Maintenance(Vehicle)	57,824				
Travelling & Conveyance Expenses	1,400,714				
Renovation, Repair & Maintenance	995,367				
Fuel for Generator	124,420				
OTA & Night Allowance	37,441				
Computer & Other Expense	429,402				
Miscellaneous Expenses	67,452				
Bank Charges	1,489				
Leave Encashment	8,485,508				
Gratuity	1,139,117	46,741,754			
Set Apart		1,940,000			
Depreciation		793,889			
Excess of Income over Expenditure		7,878,547			
TOTAL		57,354,190	TOTAL		57,354,190


AUDITORS REPORT

In terms of our separate Report of even date annexed

FOR A.K KASHYAP & CO.
 CHARTERED ACCOUNTANTS



(RAJAN MALIK)
 F.C.A., PARTNER
 M. NO.. 075103



PLACE : DEHRADUN
 DATED: 28.10.2017

**NATIONAL CENTRE FOR GOOD GOVERNANCE (CONSOLIDATED)
RECEIPT & PAYMENT ACCOUNT FOR THE YEAR ENDING ON 31ST MARCH 2017**

RECEIPTS	AMOUNT	T.AMOUNT	PAYMENTS	AMOUNT	T.AMOUNT
To Opening Balances			By Payment & Provisions to Employees		
SBI A/C -10365192023	33,163,844		Auditors fees/ Professional Fees	95,348	
SBI A/C -31947340622	93,709		Boarding & Lodging Expense	74,029	
Cash in hand	23,100		Salaries	26,177,284	
SBI A/C (Delhi office)	12,541,737		Employers Contribution to PF	940,365	
FDR	43,744,718	89,567,108	Office Expenses	3,581,154	
			Newspaper, Journals & Priodicals	45,691	
To Funds received from other projects (As Per Annexure)		41,878,721	Medical Expenses	861,931	
			Water Charges	38,373	
			Electricity Expenses	147,341	
			Seminar Expenses	50,000	
To Revenue Receipts			Telephone Expenses	40,919	
Received from Government of India	50,000,000		Cost of Running Vehicles	145,921	
Rashtriya Madhyamik Shiksha Abhiyaan	345,000		Repair & Maintenance(Vehicle)	995,367	
Collection from Overheads	277,935	50,622,935	Travelling & Conveyance Expenses	1,385,714	
			Renovation, Repair & Maintenance	57,824	
Interest on FDR'S		4,905,868	Fuel for Generator	124,420	
Saving Bank Interest		2,170,387	OTA & Night Allowance	37,441	
			Computer & Other Expense	429,402	
To Other Receipts			Miscellaneous Expenses	67,452	
Sale of Furniture	20,640		Gratuity	374,002	
National Centre for Urban Management	269,238	289,878	Bank Charges	1,489	35,671,467
			Workshop expenses		1,895,280
			Fixed Assets(Addition)		
			F.A Purchased		99,556
			Expenses on Other Projects (As Per Annexure)		35,947,309
			Others		
			India International Centre		41,881
			Imprest- Satish		15,000
			TDS(FY 2016-17)		706,055
			By Closing Balances		
			SBI A/C -10365192023	25,988,009	
			SBI A/C 31947340622	90,261	
			Cash in Hand	25,171	
			SBI A/C (Delhi office)	39,470,956	
			FDR	49,483,952	115,058,349
TOTAL		189,434,897	TOTAL		189,434,897

AUDITORS REPORT

In terms of our separate Report of even date annexed

FOR A.K KASHYAP & CO.
CHARTERED ACCOUNTANTS

(RAJAN MALIK)
F.C.A., PARTNER
M. NO.. 075103



PLACE : DEHRADUN
DATED: 28.10.2017

ANNEXURE "A" OF CAPITAL FUND

PARTICULARS	T. AMOUNT
Opening Balance	21,586,231
Add: Excess of Income Over Expenditure	7,878,547
TOTAL	29,464,777

ANNEXURE "B" OF OTHER FUNDS

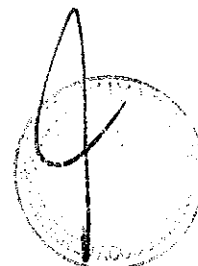
PARTICULARS	T. AMOUNT
Opening Balance- Corpus Funds	43,091,540
Gratuity Fund	10,548,372
Leave Encashment Fund	8,485,508
Set Apart Fund	1,940,000
TOTAL	64,065,420

ANNEXURE "D" OF CURRENT LIABILITIES

PARTICULARS	T. AMOUNT
Audit Fees Payable	20,414
Grant Received in Advance	14,000,000
TOTAL	14,020,414

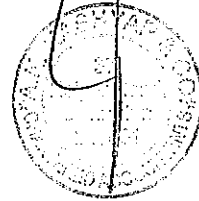
ANNEXURE "F" OF CURRENT ASSETS LOANS & ADVANCES

PARTICULARS	T. AMOUNT
TDS (2008-09)	183,675
TDS (2009-10)	786,146
TDS (2012-13)	606,438
TDS (2013-14)	882,955
TDS (2014-15)	860,290
TDS (2015-16)	868,205
TDS (2016-17)	706,055
SBI A/C -10365192023	25,988,009
SBI A/C 31947340622	90,261
Cash in Hand	25,171
State Bank of India	39,470,956
India International Centre	41,881
Imprest- Satish	15,000
TOTAL	70,525,042



ANNEXURE "E" OF FIXED ASSETS

Particulars	WDV as on 01.04.16	Additions upto 30-9-16	Addition after 30-9-16	Sale/ Disposal	Total	Rate of Dep	Depreciation	WDV as on 31.03.17
1.Computer/Printer/Software	452,646	25,277	4,750	-	482,673	60%	288,179	194,494
2.Furniture	1,442,704	-	-	20,640	1,422,064	10%	142,206	1,279,858
3. Plant & Machinery -								
a.Electronic Equipment	823,577	-	-	-	823,577	15%	123,537	700,041
b.Equipment	280,900	-	-	-	280,900	15%	42,135	238,765
c.EPABX System	152,052	51,035	-	-	203,087	15%	30,463	172,624
d.Vehicle	539,203	-	-	-	539,203	15%	80,880	458,323
e. Copier	468,605	-	-	-	468,605	15%	70,291	398,314
f. Mobile Phone	23,269	14,994	-	-	38,263	15%	5,739	32,524
g. Fax Machine	7,422	-	-	-	7,422	15%	1,113	6,309
h. Microwave	5,735	-	-	-	5,735	15%	860	4,875
i. Steel Almirah	10,752	-	-	-	10,752	15%	1,613	9,139
j. Water Dispenser	8,325	-	-	-	8,325	15%	1,249	7,076
k Paper Sheader Machine	-	3,500	-	-	3,500	15%	525	2,975
4.Library Books	33,989	-	-	-	33,989	15%	5,098	28,891
Total	4,249,180	94,806	4,750	20,640	4,328,096		793,889	3,534,207



ANNEXURE "C" OF BALANCES OF OTHER PROJECTS

NAME OF THE PROJECT	OPENING BALANCE AS ON 01.04.2016	GRANT RECEIVED DURING THE YEAR	OTHERS RECD DURING THE YEAR	TOTAL	UTILISED / TRANSF DURING THE YEAR	Transferred to Delhi Office	BALANCE AS ON 31.03.2017
KRC WATER	548,459	-	-	548,459	548,459	-	-
KRC(WSS)	829,278	329,418	-	1,158,696	716,717	-	441,979
KRC-STATE H.P SPECIFIC PROG	-	1,242,000	-	1,242,000	1,180,400	-	81,600
WORKSHOP ON NATIONAL E-GOVERNANCE PLAN FOR THE STATE OF UTTARAKHAND	-	2,062,581	-	2,062,581	3,214,493	-	(1,151,912)
CAPACITY ENHANCEMENT PROGRAMMS ON EDUCATION LEADERSHIP AND MANAGEMENT FOR SENIOR EDUCATION OFFICIALS OF MP	-	651,000	-	651,000	-	-	651,000
MID CAREER TRAINING PROGRAMME IN FIELD ADMINISTRATION FOR CIVIL SERVANT OF BANGLADESH	-	1,908,500	-	1,908,500	721,273	-	1,187,227
TRAINING PROGRAMMES ON GOVERNANCE AND PUBLIC POLICY FOR CIVIL SERVANTS OF ODISHA ADMINISTRATIVE SERVICE	-	-	-	-	-	-	-
CENTRE FOR CLIMATE CHANGE	2,732,941	29,320,368	-	32,053,329	24,245,971	-	7,807,358
CAPACITY ENHANCEMENT PROGRAMME ON EDUCATION LEADERSHIP AND MANAGEMENT FOR SENIOR OFFICIALS OF BIHAR STATE	-	-	-	-	-	-	-
MCTP OF IAS OFFICERS STUDY	93,709	4,614	-	98,323	8,062	-	90,261
MDP OFFICERS OF COAL INDIA LTD	-	-	-	-	-	-	-
TRAINING PROGRAMME FOR DISTRICT JUDGE AND ADDITIONAL DISTRICT JUDGE OF THE STATE OF UTTARAKHAND	566,639	-	-	566,639	-	-	566,639
MDP OFFICERS OF LOK SABHA SECRETARIAT NEEDS ASSESSMENT STUDY OF 11 MINISTRIES & DEPARTMENTS OF GOVT OF INDIA INCLUDING MINISTRY OF OVERSEAS INDIAN AFFAIRS	-	-	-	-	-	-	-
MONITORING AND SUPERVISION OF SSA AND MID DAY MEAL UTTARAKHAND 2013-15	-	-	-	-	-	-	-
MONITORING AND SUPERVISION SECONDARY EDUCATION RMSA UTTAR PRADESH	1,488,352	-	-	1,488,352	-	-	1,488,352
PM AWARD FOR EXCELLENCE IN PUBLIC ADMINISTRATION FOR THE YEAR 2012-13	-	-	-	-	-	-	-
EVALUATION OF SUPPORT OF TRAINING AND EMPLOYMENT PROGRAMME FOR WOMEN(STEP)	-	-	-	-	-	-	-
WORKSHOP FOR DMDCS & CBT PROGRAMME UNIQUE PROGRAMMES ON CLTS	958,944	-	-	958,944	-	-	958,944
MDP	(47,317)	1,282,693	-	1,234,776	908,100	-	326,676
MDP LOK SABHA SEC PROG. 15-19.06.2015	552,142	1,811,490	-	2,363,632	2,363,632	-	-
CLTC FOR GB NAGAR, UP	-	225,000	-	225,000	126,451	-	98,549
MDP PROG FOR OAS	-	1,242,000	-	1,242,000	1,195,563	-	46,437
MDP LOK SABHA SEC PROG. 15-19.06.2015	-	1,068,787	-	1,068,787	715,188	-	353,599
TRAINING FOR PHED ENGINEERS OF RAJASTHAN	-	730,250	-	730,250	-	-	730,250
TOTAL	7,722,647	41,878,721	-	49,601,268	35,947,309	-	13,653,959
OTHER PROJECT-DELHI (B)							
MONRPGA PROJECT	1,102,830	-	-	1,102,830	-	-	1,102,830
RMSA	890,800	345,000	-	1,235,800	-	-	1,235,800
TOTAL (B)	1,993,630	345,000	-	2,338,630	-	-	2,338,630
TOTAL (A+B)	9,716,177	42,223,721	-	51,939,898	35,947,309	-	15,992,589